

FORWARD ENGINE

FORWARD 4JB1 series Diesel engine - industrial

43.15-59.13kW/3000rpm

FORWARD 4JB1 series industrial engine adopts modern engineering technology. Water-cooled 4-cylinder engine designed to meet reliable and cost-effective needs of various types of industrial equipment like fire-fighting pump, air compressor and others.

Reliability

Developed by modern engineering technology & facility
Professional processing control & testing procedure
Maximum ambient temperature is 50°C
Overhaul life is more than 10,000 hours

Performance


Suitable for high-pressure equipment due to high speed
Variable speed to suit different types of industrial purpose
Strong power output with excellent fuel consumption
Very compact structure to best benefit from shipment
Innovational improvement for low noise & low vibration

User-friendly


Special engine design for easy operation & maintenance
Easy availability of spare parts & low maintenance cost
Convenient operation & adjustment by software



For air compressor, VE fuel pump enables excellent performance at high speed



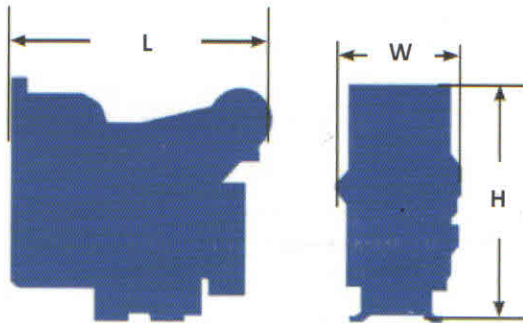
For fire-fighting pump, inline fuel pump perform well at reasonable cost



Above images are for presentation only. Radiator is loose & in separate wooden case during transportation, steel frame is excluded but available for optional.

FORWARD ENGINE

Item	4JB1-P	4JB1T-P	4JB1-C	4JB1T-C
Configuration	Vertical in-line, 4-cylinder, water cooled, diesel engine			
Rated speed - rpm	3000		3000	
Rated power - kW	43.15	59.13	43.15	59.13
Bore x stroke - mm	93 x 102		93 x 102	
Displacement - L	2.771		2.771	
Max. ambient temperature	50°C		50°C	
Flywheel housing	S.A.E. 3#		S.A.E. 3#	
Flywheel - S.A.E.	11.5"		11.5"	
Fuel injection system	Direct injection		Direct injection	
Fuel injection pump	In-line pump		VE rotary pump	
Governor type	Mechanical governor		Mechanical governor	
Rotation of crankshaft	Counter-clockwise - viewed from flywheel			
Aspiration	Natural	Turbo	Natural	Turbo



Dimension	4JB1-P/4JB1-C	4JB1T-P/4JB1T-C
Length - mm	1050	1050
Width - mm	620	592
Height - mm	770	770
Dry weight - kg	250	266

Fuel consumption - g/kW.h	4JB1-P/4JB1-C	4JB1T-P/4JB1T-C
Engine speed - rpm	3000	3000
Rated power	243	245

The above ratings indicate the engine performance according to the terms and conditions specified in ISO8528/1, ISO3046/1:1986